


**CFDT
Series**



Large Direct Drive Cabinet Fan





Large Direct Drive Cabinet Fan

CFDT Series

- ◆ Multiple fans in one cabinet
- ◆ High static pressure application suitable for installation with duct
- ◆ In line application
- ◆ Uniquely designed with 3 speeds motor
- ◆ Compact in size
- ◆ Low in sound level

Introduction

CFDT Series is specially designed for residential and commercial application, it produces high air volume at high static with low operating noise.

Suitable for:

Condominium	Office	Restaurant	Hotel	School
Apartment	Meeting room	Dining room	Ballroom	Auditorium
Bedroom	Waiting room	Banquet room	Dining room	Gymnasium
Toilet	Show room	Reception	Toilet	Library

Range

- CFDT 7/8, CFDT 8/8, CFDT 9/7, CFDT 9/9, CFDT 10/8, CFDT 10/10, CFDT 10/10-3, CFDT 10/10-4

Special Features

- One duty and **one standby** function
- **Part load** is feasible thereby **save energy**
- With multiple fans in one cabinet, down time is eliminated
- Non stop ventilation can be achieved
- 3 speeds are available for user selection
- Its direct drive function minimize maintenance cost as it doesn't require regular servicing as compare to belt drive cabinet fan

Casing

- **Material:** GI Sheet Metal
- **Optional Items:**
 - 1) Powder coating
 - 2) Internal insulation with rockwool and perforated aluminium foil for sound attenuation
 - 3) Outlet non return dampers for standby function

Impeller

- **Material:** GI Sheet Metal
- **Type:** Double Inlet Double Width (DIDW) forward curve centrifugal sirocco fan

Motor

- High efficiency 3 speeds condenser motor
- Permanently lubricated ball bearing ensuring reliable and maintenance free operation
- Built-in thermal protective device



Accessories (optional)

Inlet Grille



- GAR 04 (For 4" Duct)
- GAR 06 (For 6" Duct)



- GAQ 04 (For 4" Duct)
- GAQ 06 (For 6" Duct)
- (c/w **Saranet Filter**)

Inlet Grille



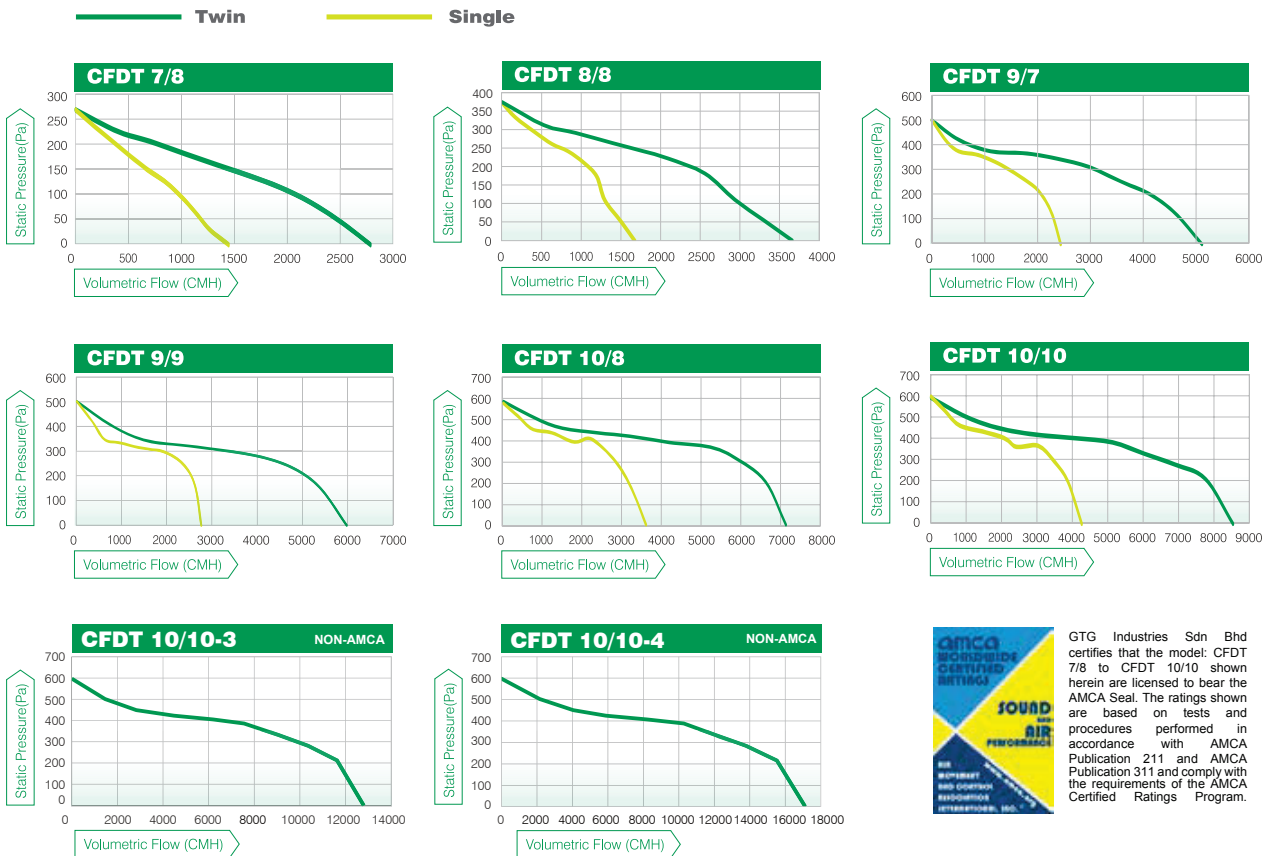
- GA6T (For 6" Duct)
- GA8T (For 8" Duct)

Silencer



Unit with non return damper for standby application

Performance Curves



GTG Industries Sdn Bhd certifies that the model: CFDT 7/8 to CFDT 10/10 shown herein are licensed to bear the AMCA Seal. The ratings shown are based on tests and procedures performed in accordance with AMCA Publication 211 and AMCA Publication 311 and comply with the requirements of the AMCA Certified Ratings Program.

Technical Data

Model	CFDT 7/8		CFDT 8/8		CFDT 9/7		CFDT 9/9	
Fan in Operation	Single	Twin	Single	Twin	Single	Twin	Single	Twin
Speed	High	High	High	High	High	High	High	High
Volt / Phase / Hz	240/1/50	240/1/50	240/1/50	240/1/50	240/1/50	240/1/50	240/1/50	240/1/50
Max Power Input (W)	292	542	447	756	1016	1791	1172	2075
Air Flow (CMH)	1451	2790	1670	3661	2434	5101	2761	5976
Amps (A)	1.19	2.24	1.83	3.11	4.43	7.86	5.02	9.01
RPM	1438	1446	1363	1383	1402	1407	1379	1382
Sound Power dB(A)	70.5	73.8	74.5	77.8	78.8	84.6	75.2	80.3
Sound Pressure dB(A) at 3m	49.5	52.8	53.5	56.8	57.8	63.6	54.2	59.3

Model	CFDT 10/8		CFDT 10/10		CFDT 10/10-3	CFDT 10/10-4
Fan in Operation	Single	Twin	Single	Twin	Multiple	Multiple
Speed	High	High	High	High	High	High
Volt / Phase / Hz	240/1/50	240/1/50	240/1/50	240/1/50	240/1/50	240/1/50
Max Power Input (W)	1520	2610	1743	2955	4698	5910
Air Flow (CMH)	3596	7114	4262	8539	12801	17078
Amps (A)	6.36	11.54	7.19	12.27	19.0	25
RPM	1340	1353	1352	1368	1360	1368
Sound Power dB(A)	78.7	84.6	76.7	86.0	87	89
Sound Pressure dB(A) at 3m	57.7	63.6	55.7	65.0	66	68

*Speed (RPM) shown is nominal. Performance is based on actual speed of test

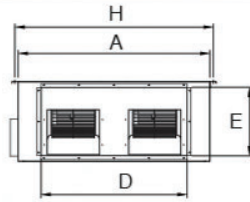
*Sound Pressure dBA levels are not licensed by AMCA International

*Performance certified is for installation type D-Ducted inlet, Ducted Outlet. Performance ratings include the effects of discharge shutters

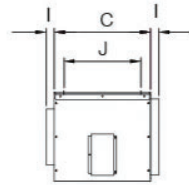
*The A-weighted sound ratings shown have been calculated per AMCA International Standard 301. Values shown are for inlet LwA Sound power levels for installation type D ducted inlet, ducted outlet. Ratings include the effects of duct end correction.

*Model CFDT 10/10-3 and CFDT 10/10-4 are not licensed by AMCA International

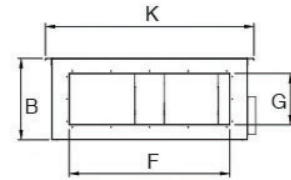
Dimension (mm)



FRONT VIEW (DISCHARGE)



SIDE VIEW



REAR VIEW (INTAKE)

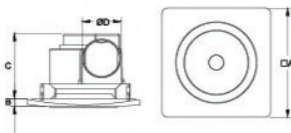
MODEL	A	B	C	D	E	F	G	H	I	J	K
CFDT 7/8	1022	333	380	732	261	804	146	1062	47	270	1102
CFDT 8/8	1044	382	436	754	310	826	195	1084	47	326	1124
CFDT 9/7	1016	390	455	726	318	798	203	1056	47	245	1096
CFDT 9/9	1148	455	510	858	383	930	268	1188	47	400	1228
CFDT 10/8	1078	505	550	788	433	860	318	1118	47	440	1158
CFDT 10/10	1216	505	550	926	433	998	318	1256	47	440	1296

CFDT 10/10-3		CFDT 10/10-4		CFDT 10/10-3-S	
FRONT VIEW (DISCHARGE)	REAR VIEW (INTAKE)	FRONT VIEW (DISCHARGE)	REAR VIEW (INTAKE)	FRONT VIEW (DISCHARGE)	SIDE VIEW
SIDE VIEW (All Models)					

MODEL	A	B	C	D	E	F	G	H	J	K
CFDT 10/10-3	1216	1000	550	926	938	998	823	1266	413	1316
CFDT 10/10-4	1216	1000	550	926	938	998	823	1266	413	1316
CFDT 10/10-3-S	1985	500	550	1507	421	1755	337	-	-	-

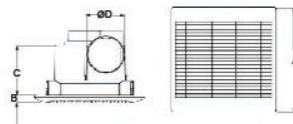
Accessories

Inlet Grille



GAR04 GAR06

A	290	345
B	20	30
C	168	192
D	100	147
Ceiling Opening	245 x 230	310 x 295



GAQ04 GAQ06

A	290	345
B	20	26
C	168	192
D	100	147
Ceiling Opening	245 x 230	310 x 295



GA6T GA8T

A	290	324
B	264	296
C	92	88
D	145	190

GTG Industries Sdn Bhd

(912584-W)

No. 13, Jalan Astaka U8/88B
Seksyen U8, Bukit Jelutong,
40150 Shah Alam, Selangor.

TEL +603-7859 0213 / 0216 / 0217 FAX +603-7859 0218

EMAIL inquiry@gtg.com.my WEBSITE www.gtg.com.my



SCAN & VISIT OUR WEBSITE